

ENVIRONMENTAL PRODUCT DECLARATION

SECONDARY ALUMINUM INGOT

INDUSTRY-AVERAGE SECONDARY ALUMINUM INGOT MANUFACTURED IN NORTH AMERICA



The Aluminum Association and the aluminum industry are committed to responsible environmental stewardship. Aluminum is one of the most sustainable materials in use today:

- Strong and lightweight: Aluminum's favorable strength-to-weight ratio means it can be substituted for heavier materials, driving energy efficiency.
- Infinitely recyclable: Aluminum can be recycled over and over again without losing any of its fundamental properties.
- Efficiency improvements: Through voluntary industry efforts, the North American aluminum industry has reduced the carbon footprint of primary aluminum production by 49 percent since 1991.
- Corrosion-resistant: Durable aluminum lasts longer than many competing materials, limiting the need for replacement.
- Highly recycled: Aluminum is one of the most recycled materials on the market today. And production recycled aluminum takes just 7 percent of the energy needed to make primary aluminum.



ENVIRONMENTAL PRODUCT DECLARATION



Secondary Aluminum Ingot (100% Scrap)
Aluminum Construction Product

According to ISO 14025 and ISO 21930:2017

EPD PROGRAM AND PROGRAM OPERATOR NAME, ADDRESS, LOGO, AND WEBSITE	UL Environment 333 Pfingsten Road Northbrook, IL 60611	WWW.UL.COM www.spot.ul.com
GENERAL PROGRAM INSTRUCTIONS AND VERSION NUMBER	Program Operator Rules v2.7 2022	
MANUFACTURER NAME AND ADDRESS	The Aluminum Association 1400 Crystal Drive, Suite 430, Arlington, VA 22202	
DECLARATION NUMBER	4790545973.101.1	
DECLARED PRODUCT & FUNCTIONAL UNIT OR DECLARED UNIT	Secondary aluminum ingot, one metric ton of secondary aluminum ingot product	
REFERENCE PCR AND VERSION NUMBER	ULE PCR Part A – Product Category Rules for Building-Related Products and Services v4 ULE PCR Part B – Aluminum Construction Products v1.0	
DESCRIPTION OF PRODUCT APPLICATION/USE	Recycled aluminum ingot for fabrication into building products	
PRODUCT RSL DESCRIPTION (IF APPL.)	n/a	
MARKETS OF APPLICABILITY	North America	
DATE OF ISSUE	September 27, 2022	
PERIOD OF VALIDITY	5 Years	
EPD TYPE	Industry-average	
RANGE OF DATASET VARIABILITY	Industry-average only	
EPD SCOPE	Cradle to gate with end-of-life options (C1-C4 and D)	
YEAR(S) OF REPORTED PRIMARY DATA	2015-2019	
LCA SOFTWARE & VERSION NUMBER	GaBi 10	
LCI DATABASE(S) & VERSION NUMBER	GaBi 2020.1	
LCIA METHODOLOGY & VERSION NUMBER	IPCC AR5 (GWP), TRACI 2.1 and CML v4.2	

The PCR review was conducted by:

UL Environment
PCR Review Panel
epd@ul.com

This declaration was independently verified in accordance with ISO 14025: 2006.
 INTERNAL EXTERNAL

Cooper McCollum, UL Environment	<i>Cooper McC</i>
---------------------------------	-------------------

This life cycle assessment was conducted in accordance with ISO 14044 and the reference PCR by:

WAP Sustainability

This life cycle assessment was independently verified in accordance with ISO 14044 and the reference PCR by:

James Mellentine, Thrive ESG	<i>James H. Mellentine</i>
------------------------------	----------------------------

LIMITATIONS
Exclusions: EPDs do not indicate that any environmental or social performance benchmarks are met, and there may be impacts that they do not encompass. LCAs do not typically address the site-specific environmental impacts of raw material extraction, nor are they meant to assess human health toxicity. EPDs can complement but cannot replace tools and certifications that are designed to address these impacts and/or set performance thresholds – e.g. Type 1 certifications, health assessments and declarations, environmental impact assessments, etc.

Accuracy of Results: EPDs regularly rely on estimations of impacts; the level of accuracy in estimation of effect differs for any particular product line and reported impact.

Comparability: EPDs from different programs may not be comparable. Full conformance with a PCR allows EPD comparability only when all stages of a life cycle have been considered. However, variations and deviations are possible. Example of variations: Different LCA software and background LCI datasets may lead to differences results for upstream or downstream of the life cycle stages declared.

ENVIRONMENTAL PRODUCT DECLARATION



Secondary Aluminum Ingot (100% Scrap)
Aluminum Construction Product

According to ISO 14025 and ISO 21930:2017

Product Definition and Information

Description of Company/Organization

The Aluminum Association represents aluminum production and jobs in the United States, ranging from primary production to value added products to recycling, as well as suppliers to the industry. The association is the industry's leading voice, representing companies that make 70% of the aluminum and aluminum products shipped in North America.

Based in the Washington, D.C. area, the association is the U.S. industry's leading voice — developing global standards, business intelligence, sustainability research and industry expertise for member companies, policymakers and the general public (AA, 2022).

Product Description

Product Identification

This EPD covers the production of secondary aluminum ingot from aluminum scrap for further processing into aluminum semi-fabrications and products. The results represent an average across all secondary aluminum ingot manufactured in North America (United States and Canada) and includes various alloy compositions. Averages are obtained through aggregating production-weighted data from the participating companies.

Product Specification

Name	Value	Unit
Density	2.66-2.84	(kg/m ³) x 10 ³
Melting point (Typical)	475-655	°C
Electrical conductivity (Typical) at 20°C/at 68°F	Equal Volume:16-36	MS/m (0.58*%IACS)
Thermal conductivity (Typical) at 25°C/at 77°F	109-234	W/(m.K)
Average Coefficient of thermal expansion (Typical) 20° to 100°C /68° to 212°F	19.4-24.1	per °C
Modulus of elasticity (Typical)	69-74	MPa * 10 ³
Chemical composition	Varying alloy by alloy, most case Al > 90	% by mass

Application

Secondary aluminum ingots are used to create aluminum semi-fabricated products, such as rolled coils, casted components, or extrusions for further aluminum product manufacturing.

Technical Requirements

Aluminum ingots do not need to comply with any particular standard. Chemical composition of most high-purity alloys follow the International Alloy Designations and Chemical Composition Limits for Wrought Aluminum and Wrought Aluminum Alloys (AA, 2018).



ENVIRONMENTAL PRODUCT DECLARATION



Secondary Aluminum Ingot (100% Scrap)
Aluminum Construction Product

According to ISO 14025 and ISO 21930:2017

Properties of Declared Product as Delivered

The output of secondary ingot production is aluminum ingot, primarily produced from aluminum scrap, suitable for rolling, extruding, or shape casting. The dimensions of the ingot vary based on the semi-fabrication requirements.

Material Composition

In this declaration, secondary aluminum ingots are assumed to be manufactured only from aluminum scrap collected through recycling. No primary aluminum is assumed to be added. In reality, a small amount primary aluminum is often added to adjust the composition of alloys. The amount varies case by case.

The scrap is sorted and cleaned before it is used in metal production. Scrap can either be “new” or “old” depending on if it’s collected from post-industrial or post-consumer processes. Additionally, some raw material is sourced from dross and “salt cake”, which are traditionally seen as wastes from the aluminum smelting process.

The alloy composition varies based on the material in the recycling stream.

Manufacturing

The manufacturing of secondary aluminum ingot includes the collection of aluminum scrap, the sorting/cleaning of the scrap metal, melting, and casting.

This declaration includes scrap processing starting with transportation of collected scrap, including the physical sorting and treatment of the scrap, cleaning and removal of paints or coatings, and recovery of the beneficial products.

Once the metal is collected and treated, the aluminum is liquefied in a metal furnace. Types of furnaces used for melting metal scrap include reverberatory, rotary, crucible, and electric furnaces. Reverberatory and rotary furnaces are the most common types of furnaces used to melt or remelt many different grades of aluminum scrap.

Depending on the composition of the scrap, salt or gases are injected into the molten metal to remove impurities and minimize the amount of aluminum oxide allowing for higher metal recoveries and cleaner aluminum. Once contaminants are removed, the metal may be alloyed by adding additional elements to meet the final product specification.

Finally, the molten metal is either sold or cast into ingot, bars, shot, billet, cones, or sows for subsequent use. Ingots may be formed by direct chill (DC) casting or by pouring into shallow molds. The form depends on the ultimate use of the metal.

Packaging

Product delivery packaging includes wood, steel, paper board, and sometimes plastic wraps. Packaging is included in the scope of this EPD.

Transportation

Supply chain material transportation is included in the scrap collection and treatment processes. In addition, a transportation distance of 100 km (62 miles) by truck has been added for the transportation of waste to end-of-life.

Product Installation

Product installation is not under the scope of this EPD.



ENVIRONMENTAL PRODUCT DECLARATION



Secondary Aluminum Ingot (100% Scrap)
Aluminum Construction Product

According to ISO 14025 and ISO 21930:2017

Use

For the purpose of this declaration, secondary aluminum ingots are considered to be used for the manufacturing of aluminum building products, such as extrusions and sheets. No additional special conditions of use are relevant for this product under the scope of this EPD.

Reference Service Life and Estimated Building Service Life

Service lives for secondary aluminum products vary based on their application. This EPD does not cover the product use phase and therefore makes no specific claim as to a typical reference service life.

Recycling and Disposal

Aluminum is a highly recyclable material. During manufacturing, most process and new scrap are fed back into the production process. At the end of life, aluminum scrap is collected and sold to both secondary smelting and semi-fabrication companies. The recycling rate for aluminum scrap is assumed to be 95%. Recycling over 95% is typical for aluminum products in high volume automotive and construction market sectors (IAI, 2013).

Table 1 Recycling and disposal

Name	Unit
Deconstruction	--
Transportation to the disposal site	100 km by truck
Waste processing	--
Disposal to landfill	5%
Recycling rate of the product	95%
Removals of biogenic carbon	N/A

Life Cycle Assessment Background Information

Declared Unit

The declared unit is the production of one metric ton of secondary aluminum ingot from scrap. The results can be converted to one kilogram by dividing by 1000.

System Boundary

Per the PCR (UL Environment, 2022), this cradle-to-gate with options analysis provides information on the Product Stage of the aluminum product life cycle, including modules A1–A3, C1–C4 and D:

- A1 The provision of resources, additives and energy
- A2 Transport of resources and additives to the production site
- A3 Production process on site, including energy, production of additives, disposal of production residues, consideration of related emissions and recycling of production scrap (“closed loop”)



ENVIRONMENTAL PRODUCT DECLARATION



Secondary Aluminum Ingot (100% Scrap)
Aluminum Construction Product

According to ISO 14025 and ISO 21930:2017

- C1 Deconstruction
- C2 Transport to the disposal site
- C3 Waste processing
- C4 Disposal at the end of the life cycle, i.e., during building deconstruction
- D Net benefits resulting from reuse, recycling and energy recovery that take place beyond the system boundary.

Table 2 below represents the system boundary and scope.

Table 2 System boundary modules included and excluded from the study

EPD Type	PRODUCT STAGE			CONSTRUCTION PROCESS STAGE		USE STAGE							END OF LIFE STAGE				BENEFITS AND LOADS BEYOND THE SYSTEM BOUNDARY
	A1	A2	A3	A4	A5	B1	B2	B3	B4	B5	B6	B7	C1	C2	C3	C4	D
	Raw material supply	Transport	Manufacturing	Transport from gate to site	Assembly/Install	Use	Maintenance	Repair	Replacement	Refurbishment	Building Operational Energy Use During Product Use	Building Operational Water Use During Product Use	Deconstruction	Transport	Waste processing	Disposal	Reuse, Recovery, Recycling Potential
	X	X	X	MND	MND	MND	MND	MND	MND	MND	MND	MND	X	X	X	X	X

* X = module included, MND = module not declared

It should be noted here that, C1 and C3 are to be reported as zero as they are assumed to fall below the cut-off criteria defined by ISO 21930. C2 is assumed as 100 km by truck. Materials for recycling (95%) for aluminum is reported in C4 module.

Time coverage: Aluminum Association primary data represent production within calendar year 2016. Refer to the 2022 Semi-fab LCA report for more information on temporal coverage (AA, 2022). Background data for upstream and downstream processes (i.e., raw materials, energy resources, transportation, and ancillary materials) were obtained from the GaBi 10 (CUP 2020.1) databases.

Technology coverage: Data were collected for secondary aluminum ingots produced by various AA members throughout North America.

Geographical coverage: Aluminum Association members manufacture secondary aluminum ingots in various locations in the United States and Canada. As such, the geographical coverage for this study is based on North American system boundaries for all processes and products. Whenever Canadian or U.S. background data were not readily available, European data or global data were used as proxies.

Interpreting the Results in Module D

The values in Module D include a recognition of the benefits or impacts related to aluminum recycling which occur at the end of the product's service life. The rate of aluminum recycling and related processes will evolve over time. The



results included in Module D attempt to capture future benefits, or impacts, but are based on a methodology that uses current industry-average data reflecting current processes.

A net scrap approach was taken to capture the benefits and impacts related to aluminum recycling reported in Module D. The following datasets in Table 3 were used to calculate the associated net recycling credit:

Table 3 Background datasets used for Module D

Background datasets	Reference year
Invalid source specified.	
RNA: Secondary aluminum ingot (95% recycled content) AA	2016
RNA: Primary aluminum ingot AA	2016

Estimates and Assumptions

The LCA required only limited use of estimates and assumptions. Averages and best-estimates were used to fill in minor data gaps. Other estimates and assumptions are discussed in detail in the LCA background report.

Cut-off Criteria

Input: All material flows that enter the system and are over 1% of the product mass or contribute more than 1% to the primary energy consumption are included.

Output: All material flows that exit the system and whose environmental impact makes up more than 1% of the total impact in an impact category considered are included.

Data Sources

In order to model the life cycle for the production of secondary aluminum ingots, the GaBi 10 software system developed by Sphera was used. All relevant background data necessary for the production of secondary aluminum ingots were taken from the GaBi 2020 databases or were made available by the Aluminum Association through industry survey results. Companies participating in the project, either with AA or AIA, are provided in the Participating Companies section.

Primary aluminum used in North America is sourced domestically and from other geographic regions, for which carbon intensity information is shared in the below Table 4:

Table 4 Data sources, origin and carbon intensity for primary aluminum

Dataset	Geographic origin	Electricity sources (IAI, 2017)	Carbon intensity (kg CO ₂ eq/kWh)
RNA: Primary aluminum ingot	Domestic (North America)	Hydro (80%), lignite (17%), natural gas (3%), nuclear and fuel oil: <1%	0.214
RLA: Aluminum ingot mix IAI 2015	Argentina	Hydro (64%), natural gas (35%), coal <1%	0.393
RME: Aluminum ingot mix IAI 2015	Bahrain	Natural gas (100%)	0.45
RLA: Aluminum ingot mix IAI 2015	Brazil	Hydro (64%), natural gas (35%), coal <1%	0.393
RU: Aluminum ingot mix IAI 2015	Russia	Hydro (98%), coal (2%)	0.0421
RME: Aluminum ingot mix IAI 2015	United Arab Emirates	Natural gas (100%)	0.45
RLA: Aluminum ingot mix IAI 2015	Venezuela	Hydro (64%), natural gas (35%), coal <1%	0.393
GLO: Aluminum ingot mix IAI 2015	Rest of the World	Hydro (25%), coal (64%), natural gas	0.778

ENVIRONMENTAL PRODUCT DECLARATION



Secondary Aluminum Ingot (100% Scrap)
Aluminum Construction Product

According to ISO 14025 and ISO 21930:2017

		(10%), nuclear (1%), oil <1%	
--	--	------------------------------	--

Data Quality

The data is considered of high quality. Inventory data quality is judged by its precision (measured, calculated or estimated), completeness (e.g., unreported emissions), consistency (degree of uniformity of the methodology applied on a study serving as a data source) and representativeness (geographical, temporal, and technological). To cover these requirements and to ensure reliable results, first-hand industry data in combination with consistent background life cycle inventories from the GaBi 2020 database were used (Sphera, 2021).

The LCI data sets from the GaBi database are widely distributed and used with the GaBi 10 Software. The datasets have been used in LCA models worldwide in industrial and scientific applications in internal as well as in many critically reviewed and published studies. In the process of providing these datasets, they are cross-checked with other databases and values from industry and science.

Period under Review

Primary data for the production of secondary aluminum ingots is collected by the Aluminum Association. Primary data collected from the participating companies and from their operational activities is representative for the year of 2016. Additional data necessary to model raw material production, energy generation, etc. were adopted from the GaBi 2020 database with typical reference years between 2016 and 2021.

Allocation

Internal recycling of by-products (e.g., salt cake, dross) is included within the system boundary. Note that co-product allocation may also be used in background data from the GaBi database (e.g., caustic acid).

The “net scrap” substitution approach is used to address recycled content, post-industrial scrap, and post-consumer scrap. Under this approach, the end-of-life scrap collected for recycling is first reduced by the scrap inputs into production. Only the remaining *net scrap* is then modeled as being sent to material recycling in order to avoid double-counting the benefits of using recycled content. If more scrap is recovered at product end-of-life than is required in the manufacturing stage, the product system receives a credit equal to the burden of primary material production minus the burden of recycling scrap into secondary material based on the mass of secondary material produced. If less scrap is recovered at product end-of-life than is required in the manufacturing stage, this net credit becomes a net burden.

Comparability (Optional)

A comparison or an evaluation of EPD data is only possible if all the data sets to be compared were created according to ISO 21930 and the building context, respectively the product-specific characteristics of performance are taken into account.

Life Cycle Assessment Results

The results from the Aluminum Association secondary ingots are given below. While interpreting the Module D results one should consider that, the values in Module D include a recognition of the benefits or impacts related to aluminum recycling which occur at the end of the product’s service life. The rate of aluminum recycling and related processes will evolve over time. The results included in Module D attempt to capture future benefits, or impacts, but are based on a methodology that uses current industry-average data reflecting current processes.



ENVIRONMENTAL PRODUCT DECLARATION



Secondary Aluminum Ingot (100% Scrap)
Aluminum Construction Product

According to ISO 14025 and ISO 21930:2017

GWP excludes biogenic carbon as there are no relevant biogenic carbon removals or emissions in the life cycle. There is no calcination, carbonation and combustion of waste from non-renewable sources.

Life Cycle Impact Assessment Results

Table 5. North American Impact Assessment Results

TRACI v2.1	UNIT	A1-A3	C1	C2	C3	C4	D
IPCC AR5 GWP	[kg CO ₂ -Eq.]	5.26E+02	-	9.90E+00	-	2.17E+00	4.29E+02
ODP	[kg CFC11-Eq.]	3.78E-13	-	1.05E-15	-	7.02E-15	-3.24E-14
AP	[kg SO ₂ -Eq.]	8.65E-01	-	2.85E-02	-	9.49E-03	2.03E+00
EP	[kg (PO ₄) ³⁻ -Eq.]	3.99E-02	-	3.36E-03	-	5.35E-04	4.51E-02
SFP	[kg O ₃ -Eq.]	1.56E+01	-	6.40E-01	-	1.67E-01	1.67E+01
ADP _{fossil}	[MJ]	1.14E+03	-	1.86E+01	-	4.25E+00	2.88E+02

Table 6. EU Impact Assessment Results

CML v4.2	UNIT	A1-A3	C1	C2	C3	C4	D
GWP	[kg CO ₂ -Eq.]	5.23E+02	-	9.88E+00	-	2.16E+00	4.28E+02
ODP	[kg CFC11-Eq.]	3.99E-13	-	1.05E-15	-	7.02E-15	1.46E-13
AP	[kg SO ₂ -Eq.]	7.86E-01	-	2.12E-02	-	8.75E-03	2.19E+00
EP	[kg (PO ₄) ³⁻ -Eq.]	9.47E-02	-	6.49E-03	-	1.17E-03	1.31E-01
POCP	[kg Ethane-Eq.]	7.08E-02	-	-7.13E-03	-	7.64E-05	1.08E-01
ADP _{fossil}	[MJ]	8.32E+03	-	1.39E+02	-	3.27E+01	3.90E+03
ADP _{elements}	[kg Sb-Eq.]	7.38E-07	-	1.60E-09	-	1.80E-09	1.75E-07

Life Cycle Inventory Results

Table 7. Resource Use

PARAMETER	UNIT	A1-A3	C1	C2	C3	C4	D
RPR _E	[MJ]	5.46E+02	-	5.82E+00	-	2.71E+00	2.82E+03
RPR _M	[MJ]	-	-	-	-	-	-
RPR _T	[MJ]	5.46E+02	-	5.82E+00	-	2.71E+00	2.82E+03
NRPR _E	[MJ]	8.62E+03	-	1.40E+02	-	3.35E+01	3.96E+03
NRPR _M	[MJ]	1.49E+00	-	-	-	-	8.01E+00
NRPR _T	[MJ]	8.62E+03	-	1.40E+02	-	3.35E+01	3.98E+03
SM	[kg]	1.00E+03	-	-	-	-	-5.40E+01
RSF	[MJ]	-	-	-	-	-	-
NRSF	[MJ]	-	-	-	-	-	-
RE	[MJ]	-	-	-	-	-	-
FW	[m ³]	1.69E+00	-	2.62E-02	-	4.75E-03	9.35E+00



ENVIRONMENTAL PRODUCT DECLARATION



Secondary Aluminum Ingot (100% Scrap)
Aluminum Construction Product

According to ISO 14025 and ISO 21930:2017

Table 8. Output Flows and Waste Categories

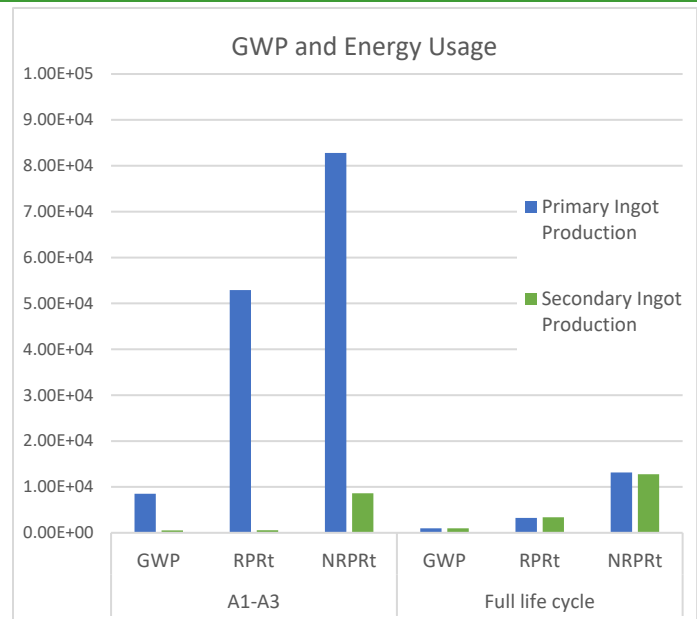
PARAMETER	UNIT	A1-A3	C1	C2	C3	C4	D
HWD	[kg]	3.76E-06	-	2.40E-06	-	2.24E-07	2.41E-06
NHWD	[kg]	2.18E+01	-	-	-	5.00E+01	1.28E+02
HLRW	[kg]	1.39E-04	-	3.05E-07	-	3.30E-07	3.40E-05
ILLRW	[kg]	3.81E-03	-	8.16E-06	-	8.70E-06	8.60E-04
CRU	[kg]	-	-	-	-	-	-
MFR	[kg]	3.54E-02	-	-	9.50E+02	-	2.94E-01
MER	[kg]	1.66E-01	-	-	-	-	7.43E-01
EE	[MJ]	-	-	-	-	-	-

LCA Interpretation

From a cradle-to-gate perspective and compared to the production of primary aluminum, secondary aluminum ingot requires less resources and contributes less impacts. Secondary ingot production requires only 6% of the energy used to produce primary ingot, and results in about 6% of the GWP. This 94% savings explains the drive for increased aluminum recycling.

This trend changes however when adding in the end of life and recycling credit modules (C and D). Primary and secondary ingots have almost the same results over the full life cycle.

This might reside in the fact that the recycling credit is based on a recycling process at end of life that has some associated losses (5%). For primary ingot recycling, this recycling process step occurs once, while for secondary ingot, the process happens twice within the system boundary.



Sensitivity Analysis

A sensitivity analysis has been conducted to examine the impact of increasing primary aluminum content in semi-finished products. Given the significant influence of primary aluminum on the cradle-to-gate footprint, one way to address it is to reduce the use of primary aluminum and increase the use of recycled metal. As shown below, a one percent increase in primary aluminum content in the products will increase the cradle-to-gate primary energy demand and global warming potential by as much as 1856 MJ and 117 kg CO₂e, respectively, for 1,000 kg semi-finished products. This is equal to say that a one percentage point increase in recycled aluminum content will reduce the energy demand and carbon footprint by the same amount.

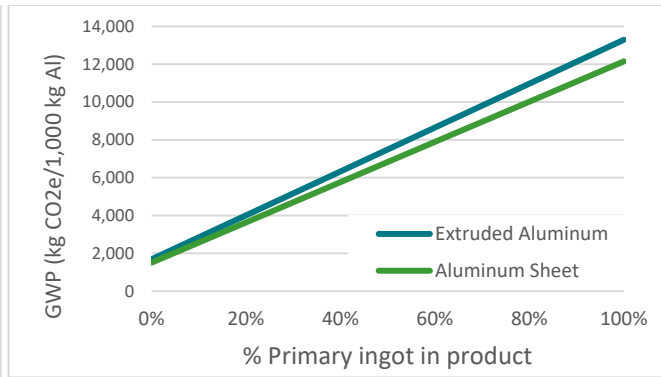
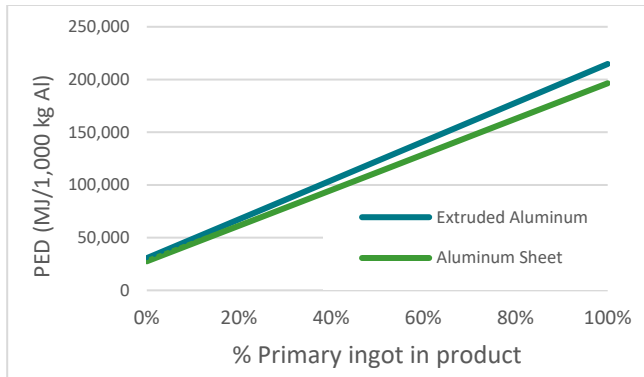


ENVIRONMENTAL PRODUCT DECLARATION



Secondary Aluminum Ingot (100% Scrap)
Aluminum Construction Product

According to ISO 14025 and ISO 21930:2017

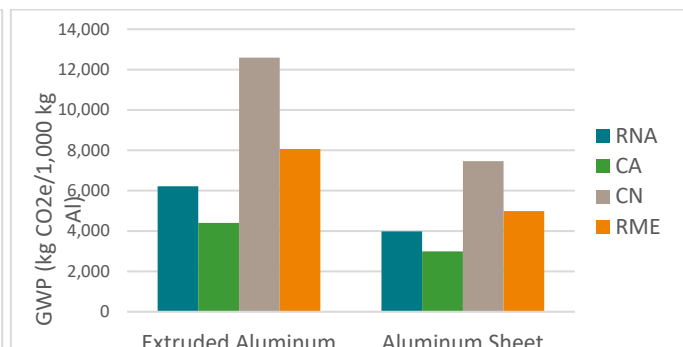
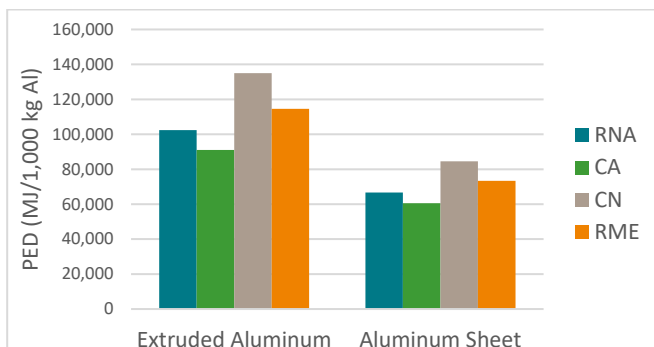


Scenario Analysis

To see the effect of primary aluminum sourcing, a scenario analysis was conducted to alternate the sourcing from different regions or countries other than the baseline case of the North American consumption mix. The metal compositions – shares of primary and recycled metal in the products, are kept unchanged for the scenario analysis. Both figures below show the effects of primary aluminum sourcing on cradle-to-gate primary energy demand and global warming potential, respectively. The regions and countries included in the scenario analysis are:

- RNA represents the weighted average of primary aluminum consumption mix in North America, which is the baseline case;
- CA represents Canada where primary aluminum is exclusively smelted with hydropower electricity;
- CN represents China where primary aluminum is mainly smelted with coal-fired electricity;
- RME represents the Middle East where primary aluminum is mainly smelted with natural gas fired electricity.

Clearly, the scale of difference is dependent both on impact category (e.g., PED or GWP) and on how much primary aluminum content is in the products. The more primary aluminum is in the product, the more striking the difference between hydropower smelted aluminum and coal-power smelted aluminum. The difference is more prominent for GWP than it is for PED. The cradle-to-gate carbon footprint of aluminum sheet made of Chinese primary aluminum would be 3.2 times higher than it is made of Canadian primary aluminum under the same share of primary and recycled content as the baseline case.



For additional sensitivity and scenario analysis information for the above products, please refer to the report (Aluminum Association, 2022).



ENVIRONMENTAL PRODUCT DECLARATION



Secondary Aluminum Ingot (100% Scrap)
Aluminum Construction Product

According to ISO 14025 and ISO 21930:2017

Additional Environmental Information

Environment and Health During Manufacturing

Air: Hazardous air emission releases comply with regulatory thresholds.

Water/soil: Pollutants in wastewater are comply with regulatory thresholds

Noise: Due to adequate acoustical absorption devices, measurements of sound levels have shown that all values inside and outside the production plant and comply with regulatory thresholds.

Environment and Health During Use

The environmental and health effects during use are dependent on the ultimate use of the secondary aluminum ingot and are outside the scope of this EPD. The following general statements are relevant for all aluminum products:

- Aluminum products are often made from both primary and recycled ingots
- There is no relevant chemical composition difference between primary and secondary ingots if both are governed by the same alloy designation and chemical composition limit standards
- The service life of the final product depends on its application, but is typically long due to aluminum's excellent durability and corrosion resistance
- For that same reason, maintenance needs during use are usually low.

Extraordinary Effects

Fire: Aluminum products comply with ASTM E 136-11.

Water: There is no evidence to suggest water runoff or exposure under normal and intended operation will violate general water quality standards.

Mechanical destruction: Not relevant for aluminum.

References

- AA. (2018, August). International Alloy Designations and Chemical Composition Limits for Qrought Aluminum and Wrought Aluminum Alloys. Arlington, Virginia, United States.
- AA. (2022, March). *About the Aluminum Association*. Retrieved from Aluminum Association: <https://www.aluminum.org/about-aluminum-association>
- AA. (2022, January). *The Environmental Footprint of Semi-Fabricated Aluminum Products in North America*. Retrieved from https://www.aluminum.org/sites/default/files/2022-01/2022_Semi-Fab_LCA_Report.pdf
- IAI. (2013). Global Life Cycle Inventory Data for the Primary Aluminum Industry. Longon, International Aluminum Institute.



ENVIRONMENTAL PRODUCT DECLARATION



Secondary Aluminum Ingot (100% Scrap)
Aluminum Construction Product

According to ISO 14025 and ISO 21930:2017

ISO. (2006). *ISO 14025:2006 Environmental labels and declarations - Type III environmental declarations - Principles and procedures*. Retrieved from <https://www.iso.org/standard/38131.html>

ISO. (2006). *ISO 14044:2006: Environmental management — Life cycle assessment - Requirements and guidelines*.

ISO. (2017). *ISO 21930:2017: Sustainability in buildings and civil engineering works - Core rules for environmental product declarations of construction products and services*.

Sphera. (2021). *GaBi life cycle inventory data documentation*. Retrieved from GaBi Sphera: <https://gabi.sphera.com/support/gabi/gabi-6-lci-documentation/>

UL Environment. (2018). *Part A - Product Category Rules for Building-Related Products and Services*. UL Environment.

UL Environment. (2022, February 16). *Part B: Aluminum Construction Product EPD Requirements*, UL 10010-38.

Contact Information

Study Commissioner



The Aluminum Association
1400 Crystal Drive, Suite 430
Arlington, VA 22202
www.aluminum.org

LCA Practitioner



Sphera Solutions, Inc.
130 E Randolph St, #2900
Chicago, IL 60601
<https://sphera.com/contact-us/>
www.sphera.com



ENVIRONMENTAL PRODUCT DECLARATION



Secondary Aluminum Ingot (100% Scrap)
Aluminum Construction Product

According to ISO 14025 and ISO 21930:2017

Participating Companies

NO.	COMPANY	NOTE
1	Alcoa Corporation	Primary aluminum
2	Arconic Corporation	Recycling, sheet, extrusion
3	Century Aluminum	Primary aluminum
4	Commonwealth Rolled Products	Formally Aleris International, recycling, sheet
5	Constellium	Recycling, sheet, extrusion
6	Howmet	Formally part of Arconic, recycling, sheet, extrusion
7	Hydro Extrusions North America	Recycling, extrusion
8	Hydro Metals North America	Recycling, extrusion billet
9	Jupiter Aluminum	Recycling, sheet
10	JW Aluminum	Recycling, sheet, foil
11	Kaiser Aluminum	Recycling, sheet, extrusion
12	Keymark	Recycling, extrusion
13	Novelis Inc.	Recycling, sheet, foil
14	Real Alloys	Recycling, RSI
15	Rio Tinto	Primary aluminum
16	Reynolds	Foil
17	Scepter Inc.	Recycling, RSI
18	Skana	Recycling, sheet
19	Smelter Service Corporation	Recycling, RSI
20	United Aluminum	Recycling, sheet

